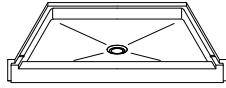


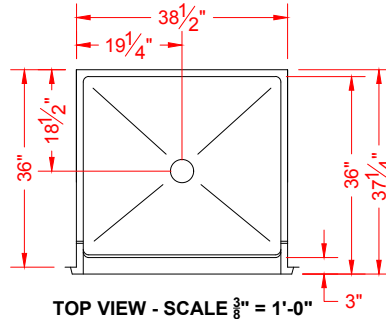
MODEL: P4238

REMODELER

ALL ACCESSORIES OPTIONAL



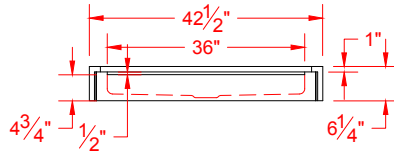
PERSPECTIVE VIEW - N.T.S.



TOP VIEW - SCALE: $\frac{3}{8}$ " = 1'-0"

Features:

- Gelcoat fiberglass shower pan
- Complies with ICC/ANSI A117.1 Type B
- No grout cleaning hassles
- No tiles to fall off



FRONT ELEVATION - SCALE: $\frac{3}{8}$ " = 1'-0"

PRODUCT SPECIFICATIONS:

- Single-piece shower pan shall be constructed of gelcoat/fiberglass
- Rough-In: Stud opening +1/4" -0" Nominal Dimensions.

C.S.I. FORMAT SPECIFICATION TEXT AVAILABLE

PRODUCT INFORMATION:

- Accessories: Factory installed, unless prone to damage during installation/shipping. Polished chrome/satin stainless standard, others available.
- Colors: White as standard, others to match any major fixture manufacturer, also available with sprayable solid surface in many colors

ACCESSORIES:

- INSTALLED BY OTHERS:
- No-caulk brass drain

CODES:

- Designed and manufactured in compliance with the following standards and codes:
- ANSI Z1241.2 Standards for plastic Bathtubs and Showers
 - IPC International Plumbing Code
 - UPC Uniform Plumbing Code
 - ICC/ANSI A117.1 Type B

NOTICE OF LIMITATION:



We reserve the right to make revisions without notice in the design of fixtures or in packaging unless this right has specifically been waived at the time the order is accepted.

Rev A 6/19/18 Added step-down in threshold.

Rev A 10-16
Rev B 06/13/17 Correct drain from 19"