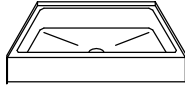


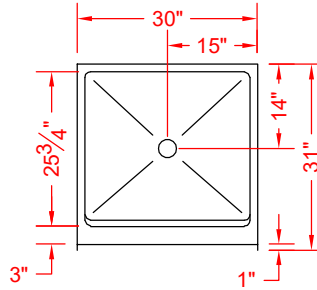
MODEL: P3030.V2*

REMODELER

*ALL ACCESSORIES OPTIONAL



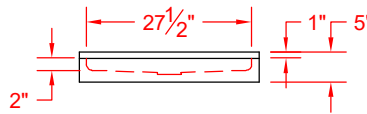
PERSPECTIVE VIEW - N.T.S.



TOP VIEW - SCALE $\frac{3}{8}'' = 1'-0''$

Features:

- Molded, one-piece gelcoat/fiberglass shower pan



FRONT ELEVATION - SCALE: $\frac{3}{8}'' = 1'-0''$

PRODUCT SPECIFICATIONS:

- Single-piece shower pan shall be constructed of gelcoat/fiberglass
- Rough-In: Stud opening +1/4" -0" Nominal Dimensions.

C.S.I. FORMAT SPECIFICATION TEXT AVAILABLE

PRODUCT INFORMATION:

- Colors: White as standard, others to match any major fixture manufacturer, also available with sprayable solid surface in many colors

OPTIONAL ACCESSORIES:

INSTALLED BY OTHERS:

- No-caulk brass drain

CODES:

- Does not meet International Plumbing Code or Uniform Plumbing Code
- A.N.S.I. Z1241.2 Standards for plastic Bathtubs and Showers

NOTICE OF LIMITATION:

- Does not meet:
- I.P.C. International Plumbing Code
- U.P.C. Uniform Plumbing Code



We reserve the right to make revisions without notice in the design of fixtures or in packaging unless this right has specifically been waived at the time the order is accepted.