
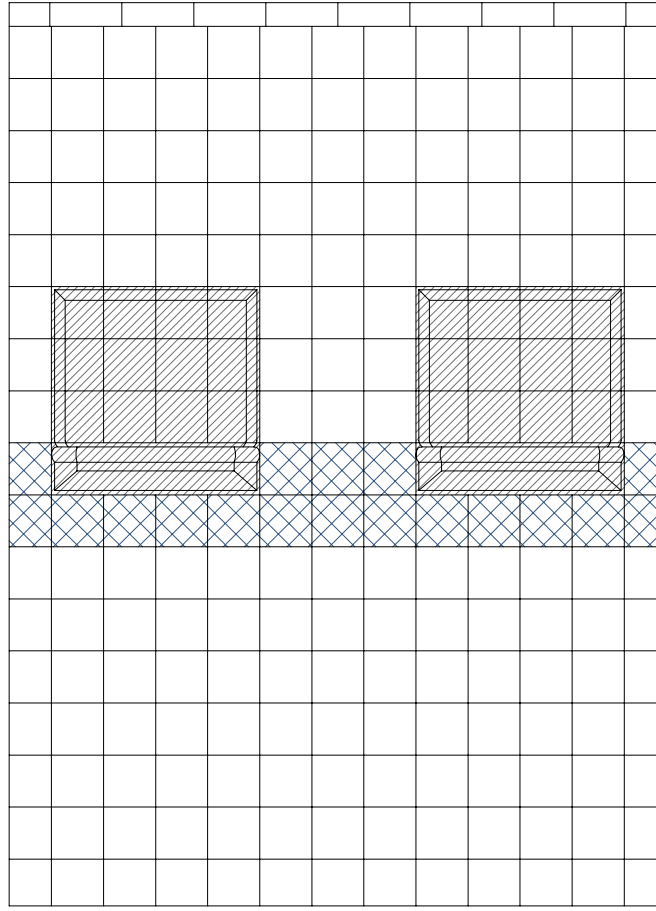


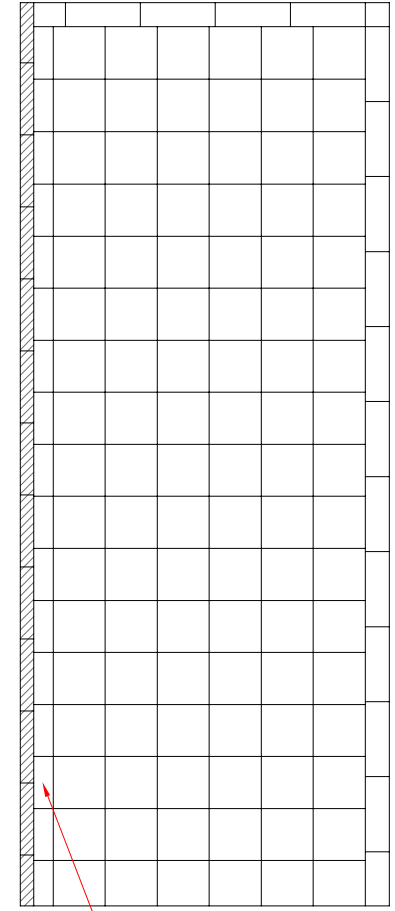
# TILE RECESS REQUEST FORM: 5LRS6032/B/E



LEFT WALL



BACK WALL



RIGHT WALL

PARTIAL TILES ADJACENT TO SELECTED RECESSES WILL BE INCLUDED



This area cannot be modified to accommodate recess for tiles



The strip along the seam between the two back walls cannot be fully recessed

1. Mark the tiles to be modified to accommodate inset tile. Notice: the shaded tiles are not available for inset tile modifications.
2. Circle a thickness for the tile that you plan to use:

**1/4"**

**3/8"**

**1/2"**

**5/8"**

**3/4"**

3. Purchase order # for this unit \_\_\_\_\_

or customer name for this unit \_\_\_\_\_

**NOTE:** Recessing tiles at the front and top edges will leave an exposed tile edge. This edge can either be treated with grout, or a bullnose tile can be used.