
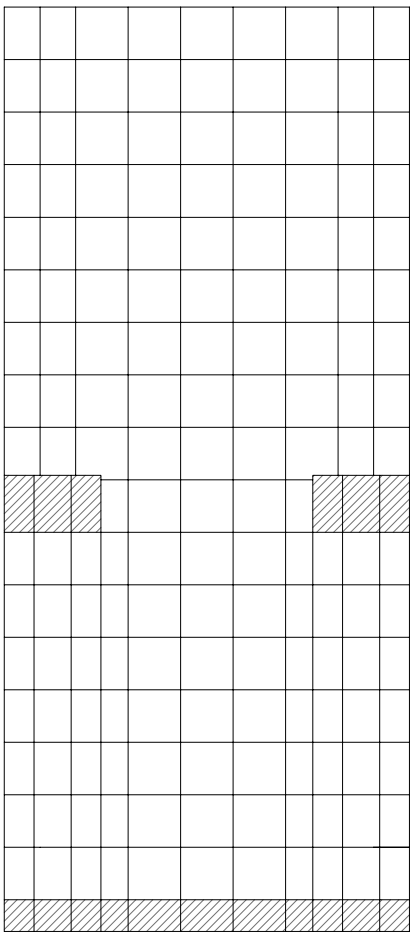



TILE RECESS REQUEST FORM: LCS3636CP




LEFT WALL



BACK WALL



RIGHT WALL

 This area cannot be modified to accommodate recess for tiles

1. Mark the tiles to be modified to accommodate inset tile. Notice: the shaded tiles are not available for inset tile modifications.
2. Circle a thickness for the tile that you plan to use:

1/4" **3/8"** **1/2"** **5/8"** **3/4"**

3. Purchase order # for this unit _____
 or customer name for this unit _____

NOTE: Recessing tiles at the front and top edges will leave an exposed tile edge. This edge can either be treated with grout, or a bullnose tile can be used.

