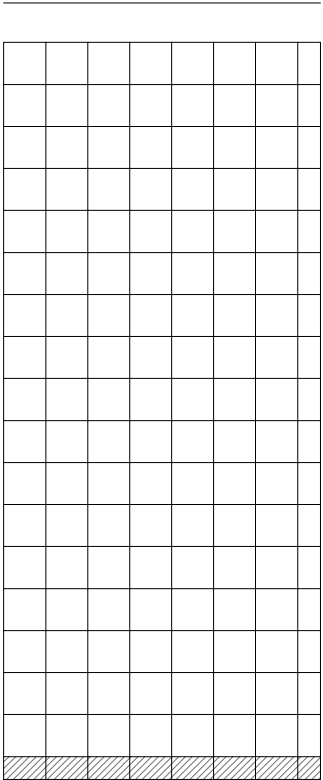



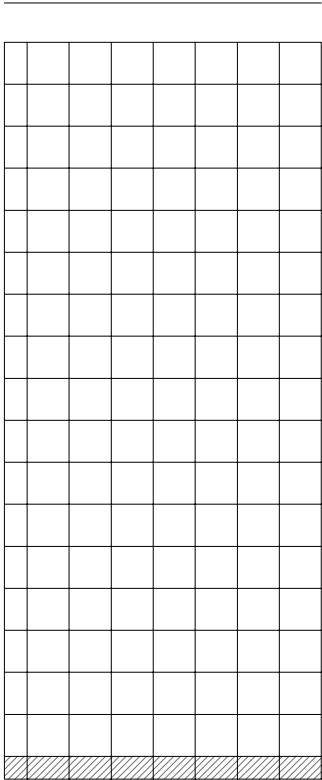
TILE RECESS REQUEST FORM: LCS6337W RH



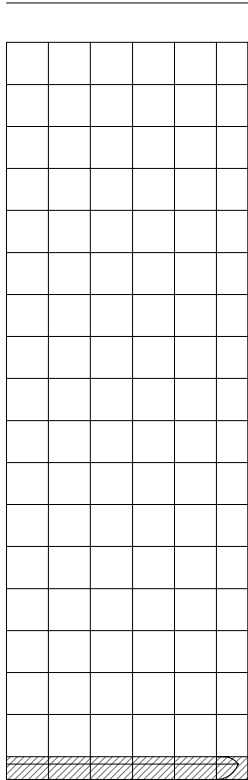
LEFT WALL



BACK WALL




RIGHT WALL



WING WALL



WING WALL FACE

 This area cannot be modified to accommodate recess for tiles

1. Mark the tiles to be modified to accommodate inset tile. Notice: the shaded tiles are not available for inset tile modifications.
2. Circle a thickness for the tile that you plan to use:

1/4" **3/8"** **1/2"** **5/8"** **3/4"**

3. Purchase order # for this unit _____
 or customer name for this unit _____

NOTE: Recessing tiles at the front and top edges will leave an exposed tile edge. This edge can either be treated with grout, or a bullnose tile can be used.

